

DualSense™ Wireless Controller

Instruction Manual

Before use

- Carefully read this manual and any manuals for compatible hardware. Retain instructions for future reference.
- Always update your PlayStation®5 system software and the wireless controller device software to the latest version.

Warning

Use of Headsets or Headphones

Permanent hearing loss may occur if headsets or headphones (not included) are used at high volume. Set the volume to a safe level. Over time, increasingly loud audio may start to sound normal but can actually be damaging to your hearing. If you experience ringing or any discomfort in your ears or muffled speech, stop listening and have your hearing checked. The louder the volume, the sooner your hearing could be affected.

Handling lithium-ion batteries

Do not handle damaged or leaking lithium-ion batteries. If the internal battery fluid leaks, stop using the product immediately and contact technical support for assistance. If the fluid gets on to your clothes, skin or into your eyes, immediately rinse the affected area with clean water and consult your physician. The battery fluid can cause blindness.

Radio waves

Radio waves may affect electronic equipment or medical devices (for example, pacemakers), which may cause malfunctions and possible injuries. If you use a pacemaker or other medical device, consult your doctor or the manufacturer of your medical device before using the wireless networking feature (Bluetooth® and wireless LAN). Do not use the wireless networking feature in the following locations: Areas where wireless network use is prohibited, such as in hospitals. Abide by medical institution regulations when using the console on their premises. Areas near fire alarms, automatic doors and other types of automated equipment.

Magnets

This product has magnets which may interfere with pacemakers, defibrillators and programmable shunt valves or other medical devices. Do not place this product close to such medical devices or persons who use such medical devices. Consult your doctor before using this product if you use such medical devices.

Precautions


Safety

This product has been designed with the highest concern for safety. However, any electrical device, if used improperly, has the potential for causing fire, electrical shock or personal injury. To help ensure accident-free operation, follow these guidelines.

Observe all warnings, precautions, and instructions. If you are unsure about any information in this manual, contact the appropriate PlayStation® customer service helpline which can be found within the Guarantee section in the Safety Guide for the PlayStation®5 console

- Stop use and disconnect any cables immediately if the device functions in an abnormal manner, produces unusual sounds or smells or becomes too hot to touch.
- Avoid playing when you are tired or need sleep.

Use of the vibration of the wireless controller

- If the wireless controller is sitting on a flat surface, the vibration of the wireless controller during gameplay may cause it to fall, leading to injury or malfunction.
- Do not use the vibration or trigger effect function if you have any ailment or injury to the bones, joints or muscles of your hands or arms. If you have an ailment or an injury, do not play titles with these features using the controller unless you have set those functions to "Off". To enable or disable the features, select **Settings**  **> Accessories** from the home screen of the PS5™ console.

Small children injuries

Keep this product out of the reach of small children. Small children may swallow small parts or may wrap the cables around themselves, which may inflict injury or cause an accident or a malfunction.

Volume level

- To protect your hearing, limit the amount of time you use the headset or headphones at high volume.
- Avoid raising the volume to block out noisy surroundings.
- Lower the volume if you can't hear people speaking near you.

Use and handling

Breaks

- Avoid prolonged use of the console. Take a 15-minute break during each hour of play.
- Avoid playing when you are tired or need sleep.
- Stop using the product immediately if you begin to feel tired or if you experience discomfort or pain in your hands or arms while operating the wireless controller. If the condition persists, consult a doctor.
- If you experience any of the following health problems, discontinue use of the console immediately. If symptoms persist, consult a doctor.
 - Dizziness, nausea, fatigue or symptoms similar to motion sickness
 - Discomfort or pain in a part of the body, such as eyes, ears, hands or arms

Static shock

When using headsets or headphones in particularly dry air conditions, you may sometimes experience a small and quick (static) shock on your ears. This is a result of static electricity accumulated in the body, and is not a malfunction of your headset or headphones.

Motion sensor

When using the motion sensor function of the wireless controller, be cautious of the following points. If the controller hits a person or object, it may cause accidental injury or damage.

- Before using the motion sensor function, make sure you have enough space to move around.
- Firmly grip the wireless controller to prevent it from slipping out of your grasp and causing damage or injury.
- If using a wireless controller that is connected to the PS5 console with a USB cable, make sure there is enough space for the cable so that the cable will not hit a person or object.

Light bar

Do not stare at the light bar on the controller when it is blinking. If you experience discomfort or pain anywhere in or on your body from light stimulation, discontinue use immediately.

Placing and handling

- Do not place the product on surfaces that are unstable, tilted or subject to vibration.
- Do not place the product on the floor or in a place where they may cause someone to trip or stumble.
- Do not allow liquid or small particles to get into the product.
- Do not touch the product with wet hands.
- Do not touch the product during an electrical storm.
- Do not throw or drop the product or subject it to strong physical shock.
- Do not stand on or put objects on the product.
- Do not touch the ports or insert any foreign objects into the product.
- If there are pieces of dust or foreign objects on the connectors, remove them with a dry cloth before connecting.
- Never disassemble or modify the product.
- The product and its parts are made from metal and plastic materials. When disposing of the product, follow local regulations for the proper disposal of such materials.

Cleaning

Follow the instructions below to help prevent the product exterior from deteriorating or becoming discoloured.

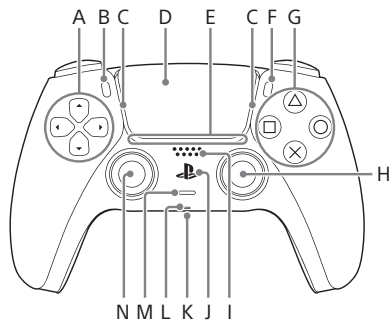
- Wipe with a soft, dry cloth.
- Do not apply insecticides or other volatile substances.
- Do not place any rubber or vinyl materials on the product exterior for an extended period of time.
- Do not use solvents or other chemicals. Do not wipe with a chemically-treated cleaning cloth.









Storage conditions

- Do not expose the product or battery to high temperatures, high humidity or direct sunlight during operation, transportation and storage.
- Do not leave the product in a car with the windows closed, particularly in hot weather.
- Do not expose the product to dust, smoke or steam.

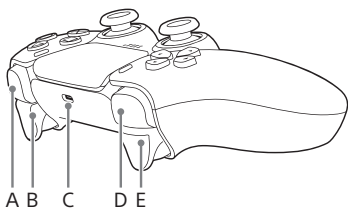
Hardware part names

Front



- A) Directional buttons
- B)  (create) button
- C) Light bar
- D) Touch pad/touch pad button
- E) Player indicator
- F)  (options) button
- G) Action buttons
 button/  button/  button/  button
- H) Right stick/R3 button
- I) Speaker
- J)  (PS) button
- K) Headset jack
- L) Microphone
- M)  (mute) button
- N) Left stick/L3 button


Top



- A) R1 button
- B) R2 button
- C) USB port
- D) L1 button
- E) L2 button

Pair your controller

The first time you use the controller, you'll need to pair it with your PS5 console.

- 1 Turn on your console.
- 2 Connect the controller to your console using the USB cable included with your console.
- 3 Press the  (PS) button.

The controller powers on. After the light bar blinks, the player indicator lights up.

Charge the controller

Use the included USB cable to connect the controller to your PS5 console when your console is turned on or in rest mode. While in rest mode, the light bar on the controller slowly blinks orange. When charging is complete, the light bar turns off.

Hints

- To charge the controller while your console is in rest mode, you have to first enable this feature. For details, refer to the PS5 User's Guide.
- You can also charge the controller by connecting the USB cable to a computer or other USB device. Use a USB cable that complies with the USB standard. You might not be able to charge the controller on some devices.

Battery

Caution - using the built-in battery:

- This product contains a lithium-ion rechargeable battery.
- Before using this product, read all instructions for handling and charging the battery and follow them carefully.
- Take extra care when handling the battery. Misuse can cause fire and burns.
- Never attempt to open, crush, heat or set fire to the battery.
- Do not leave the battery charging for a prolonged period of time when the product is not in use.
- Always dispose of used batteries in accordance with local laws or requirements.

Battery life and duration

- The battery has a limited lifespan. Battery charge duration gradually decreases with repeated usage and age. Battery life also varies depending on the storage method, usage state, environment and other factors.
- Charge in an environment where the temperature range is between 10 °C and 30 °C. Charging may not be as effective when performed in other environments.
- Battery duration may vary depending on the usage condition and environmental factors.

When not in use

When the controller is not used for an extended period of time, it is recommended that you fully charge it at least once a year in order to maintain its functionality.

Specifications

Design and specifications are subject to change without notice. Depending on the software version in use, the PS5 console may operate differently than described in this manual.


Input power rating	5 V \approx 1 500 mA
Battery type	Built-in lithium-ion battery
Voltage	3.65 V \approx
Battery capacity	1 560 mAh
Operating temperature	5 °C to 35 °C
Mass	Approx. 280 g
Country of Production	China

GUARANTEE

This product is covered for 12 months from date of purchase by the manufacturer's guarantee. Please refer to the guarantee supplied in the PS5 package for full details.

This product has been manufactured by or on behalf of
Sony Interactive Entertainment Inc., 1-7-1 Konan Minato-ku Tokyo, 108-0075 Japan.

"PS", "PlayStation", "PS5", "DualSense" and "PlayStation Shapes Logo" are registered trademarks or trademarks of Sony Interactive Entertainment Inc.

"SONY" and " Sony Interactive Entertainment" are registered trademarks or trademarks of Sony Corporation.

The Bluetooth® word mark and logos are registered trademarks owned by Bluetooth SIG, Inc. and any use of such marks by Sony Interactive Entertainment Inc. is under license. Other trademarks and trade names are those of their respective owners.



Sony
Interactive
Entertainment

[playstation.com](https://www.playstation.com)

